


Introductory sub-table (I)(a)
SUNIL INDUSTRIES LIMITED

Name of the Company: SUNIL INDUSTRIES LIMITED			
Scrip Code, Name of the scrip, class of security: 521232			
Quarter ended: 30th September, 2013			
Partly paid-up shares:-	No. of partly paid-up shares	As a % of total no. of partly paid-up shares	As a % of total no. of shares of the company
Held by promoter/promoters group	NIL	NIL	NIL
Held by public	8300	100	8300
Total			
Outstanding convertible securities:-	No. of outstanding securities	As a % of total No. of outstanding convertible securities	As a % of total no. of shares of the company, assuming full conversion of the convertible securities
Held by promoter/promoter group	NIL	NIL	NIL
Held by public	NIL	NIL	NIL
Total	NIL	NIL	NIL
Warrants:-	No. of warrants	As a % of total no. of warrants	As a % of total no. of shares of the company, assuming full conversion of warrants
Held by promoter/ promoter group	NIL	NIL	NIL
Held by public	NIL	NIL	NIL
Total	NIL	NIL	NIL
Total paid-up capital of the company assuming full conversion of warrants and convertible securities	4200000 Equity Shares of Rs. 10/- each aggregating to Rs. 4,20,00,000 /- (Rupees Four Crore Twenty Lakhs) which Comprises of Rs 41894000/-)divided into 41,89,400 Equity Shares of Rs 10/- Each Fully Paid Up) and Rs. 16,000/- (Divided into 8,300 Equity Shares of Rs 1.9277 /- each Partly Paid Up)		

For Sunil Industries Limited



Vinod Lath
Managing Director



SUNIL INDUSTRIES LIMITED

Statement showing Shareholding Pattern for the quarter ended 30th September, 2013

Table (I)(a)


Category code	Category of Shareholder	Number of Shareholders	Total number of shares	Number of shares held in dematerialized form	Total shareholding as a percentage of total number of shares		Shares Pledged or otherwise encumbered	
					As a percentage of(A+B)	As a percentage of (A+B+C)	Number of shares	As a percentage
(A)	Shareholding of Promoter and Promoter Group							
1	Indian							
(a)	Individuals/ Hindu Undivided Family	37	1120900	990800	26.69	26.6881	0	0
(b)	Central Government/ State Government(s)	0	0	0	0	0	0	0
(c)	Bodies Corporate	6	1292100	974600	30.76	30.764286	0	0
(d)	Financial Institutions/ Banks	0	0	0	0.00	0.00	0.00	0.00
(e)	Any Others(Specify)	0	0	0	0.00	0.00	0.00	0.00
	Sub Total(A)(1)	43	2413000	1965400	57.45	57.45	0	0
2	Foreign							
a	Individuals (Non-Residents Individuals/ Foreign Individuals)	0	0	0	0.00	0.00	0.00	0.00
b	Bodies Corporate	0	0	0	0.00	0.00	0.00	0.00
c	Institutions	0	0	0	0.00	0.00	0.00	0.00
d	Qualified Foreign Investor	0	0	0	0.00	0.00	0.00	0.00
e	Any Others(Specify)	0	0	0	0.00	0.00	0.00	0.00
	Sub Total(A)(2)	0	0	0	0.00	0.00	0.00	0.00
	Total Shareholding of Promoter and Promoter Group (A)= (A)(1)+(A)(2)	43	2413000	1965400	57.45	57.45	0	0
(B)	Public shareholding							
1	Institutions							
(a)	Mutual Funds/ UTI	4	28100	0	0.67	0.67	0.00	0.00
(b)	Financial Institutions / Banks	2	18700	0	0.45	0.45	0.00	0.00
(c)	Central Government/ State Government(s)	0	0	0	0.00	0.00	0.00	0.00
(d)	Venture Capital Funds	0	0	0	0.00	0.00	0.00	0.00
(e)	Insurance Companies	0	0	0	0.00	0.00	0.00	0.00
(f)	Foreign Institutional Investors	0	0	0	0.00	0.00	0.00	0.00
(g)	Foreign Venture Capital Investors	0	0	0	0.00	0.00	0.00	0.00
(h)	Any Other (specify)	0	0	0	0.00	0.00	0.00	0.00
	Sub-Total (B)(1)	6	46800	0	1.11	1.11	0.00	0.00
B 2	Non-institutions							
(a)	Bodies Corporate	45	168000	12400	4.00	4.00	0.00	0.00
(b)	Individuals							
I	Individual shareholders holding nominal share capital up to Rs 1 lakh	6618	1138000	77800	27.10	27.10	0.00	0.00
II	Individual shareholders holding nominal share capital in excess of Rs. 1 lakh.	9	178200	15700	4.24	4.24	0.00	0.00

(c)	Any Other (specify)								
(c-i)	CLEARING MEMBER	3	1300	1300	0.03	0.03	0.00	0.00	
(c-ii)	OFFICE BEARERS	63	12500	0	0.30	0.30	0.00	0.00	
(c-iii)	NON RESIDENT INDIANS (REPAT)	31	242200	0	5.77	5.77	0.00	0.00	
	Sub-Total (B)(2)	6769.00	1740200.00	107200	41.43	41.43	0.00	0.00	
(B)	Total Public Shareholding (B)= (B)(1)+(B)(2)	6775.00	1787000.00	107200	42.55	42.55	0.00	0.00	
	TOTAL (A)+(B)	6818	4200000	2072600	100.00	100.00	0.00	0.00	
(C)	Shares held by Custodians and against which Depository Receipts have been issued								
(1)	Promoter and Promoter Group	0	0	0	0	0	0.00	0.00	
(2)	Public	0	0	0	0	0	0.00	0.00	
	GRAND TOTAL (A)+(B)+(C)	6818	4200000	2072600	100	100	0.00	0.00	

For Sunil Industries Limited



Vinod Lath
Managing Director



34	PUSHPADEVI J SANWALKA	1500	0.04	0	0	0	0	0	0	0	0	0	0	0	0	0	0	0	0	0	0.04
35	SHANTIKUMAR H TULSAN	1500	0.04	0	0	0	0	0	0	0	0	0	0	0	0	0	0	0	0	0	0.04
36	VINOD DHARNIDHARKA	1100	0.03	0	0	0	0	0	0	0	0	0	0	0	0	0	0	0	0	0	0.03
37	JAGADISH KUMAR SANWALKA	1200	0.03	0	0	0	0	0	0	0	0	0	0	0	0	0	0	0	0	0	0.03
38	CHANDRAPRAKASH SINGHANIA	700	0.02	0	0	0	0	0	0	0	0	0	0	0	0	0	0	0	0	0	0.02
39	PREETI LATH	400	0.01	0	0	0	0	0	0	0	0	0	0	0	0	0	0	0	0	0	0.01
40	JYOTI LATH	300	0.01	0	0	0	0	0	0	0	0	0	0	0	0	0	0	0	0	0	0.01
41	DEEPAK LATH	300	0.01	0	0	0	0	0	0	0	0	0	0	0	0	0	0	0	0	0	0.01
42	MAHESH TIBREWAL	200	0.00	0	0	0	0	0	0	0	0	0	0	0	0	0	0	0	0	0	0.00
43	BINDUDEVILATH	100	0.00	0	0	0	0	0	0	0	0	0	0	0	0	0	0	0	0	0	0.00
TOTAL		2413000	57.45	0	0	0	0	0	0	0	0	0	0	0	0	0	0	0	0	0	57.45

For Sunil Industries Limited



Vinod Lath
Managing Director



SUNIL INDUSTRIES LIMITED

Statement showing Shareholding of persons belonging to the category "Public" and holding more than 1% of the total number of shares

Sr. No.	Name of the shareholder	Number of shares held	Shares as a percentage of total number of shares {i.e., Grand Total (A)+(B)+(C) indicated in Statement at para (l)(a) above}	Details of warrants		Details of convertible		Total shares (including underlying shares assuming full conversion of warrants and convertible securities) as a % of diluted share capital
				Number of warrants held	As a % total number of warrants of the same class	Number of convertible securities held	% w.r.t total number of convertible securities of the same class	
1	ABHISEK LATH	55800	1.33	0	0.00	0	0.00	1.33
	Total	55800	1.33	0	0.00	0	0.00	1.33



For Sunil Industries Limited

Vinod Lath
Managing Director

(1)(c)(ii)

SUNIL INDUSTRIES LIMITED

Statement showing holding of securities (including shares, warrants, convertible securities) of persons (together with PAC) belonging to the category "Public" and holding more than 5% of the total number of shares of the company

Sr. No.	Name(s) of the shareholder(s) and the Persons Acting in Concert (PAC) with them	Number of shares	Shares as a percentage of total number of shares (i.e., Grand Total (A)+(B)+(C) indicated in Statement at para	Details of		Details of convertible		Total shares (including underlying shares assuming full conversion of warrants and convertible securities) as a% of diluted share capital
				Number of warrants	As a % total number of warrants of the same	Number of convertible securities held	% w.r.t total number of convertible securities of the same class	
1	NA	0	0	0	0.00	0	0.00	0.00
Total		0	0	0	0.00	0	0.00	0.00

For Sunil Industries Limited



Vinod Lath
Managing Director

(I)(d)

SUNIL INDUSTRIES LIMITED
Statement showing details of locked-in shares

Sr. No.	Name of the shareholder	Number of locked-in shares	Locked-in shares as a percentage of total number of shares {i.e., Grand Total (A)+(B)+(C) indicated in Statement at para (I)(a) above}
1	NIL	0	0.00
TOTAL		0	0.00

For Sunil Industries Limited



Vinod Lath
Managing Director



(II)(a)

SUNIL INDUSTRIES LIMITED

Statement showing details of Depository Receipts (DRs)

Sr. No.	Type of outstanding DR (ADRs, GDRs, SDRs, etc.)	Number of outstanding DRs	Number of shares underlying outstanding DRs	Shares underlying outstanding DRs as a percentage of total number of shares {i.e., Grand Total (A)+(B)+(C) indicated in Statement at para (I)(a) above}
1	NIL	NIL	NIL	NIL
TOTAL		NIL	NIL	NIL

For Sunil Industries Limited



Vinod Lath
Managing Director




(II)(b)

SUNIL INDUSTRIES LIMITED

Statement showing holding of Depository Receipts (DRs), where underlying shares held by 'promoter/promoter group' are in excess of 1% of the total number of shares

Sr. No.	Name of the DR Holder	Type of outstanding DR (ADRs, GDRs, SDRs, etc.)	No. of shares underlying outstanding DRs	Shares underlying outstanding DRs as a percentage of total number of shares {i.e., Grand Total (A)+(B)+(C) indicated in Statement at para (I)(a) above}
1	NIL		NIL	NIL
TOTAL	NIL		NIL	NIL

For Sunil Industries Limited


Vinod Lath
Managing Director

